


Month 1

Week 1

Name: _____



ape

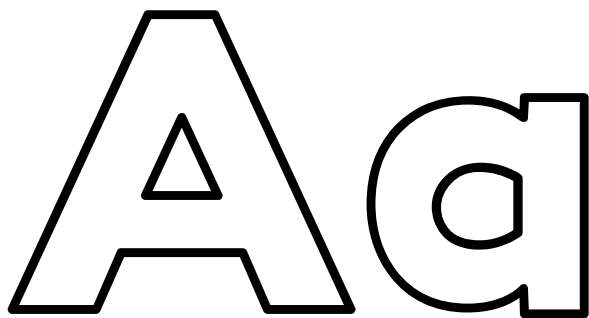


ant

Name: _____

Letter Aa

Color the letter Aa.



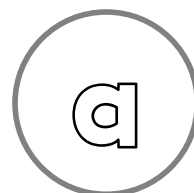


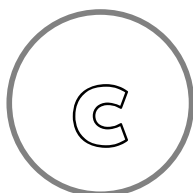
Color the apple.



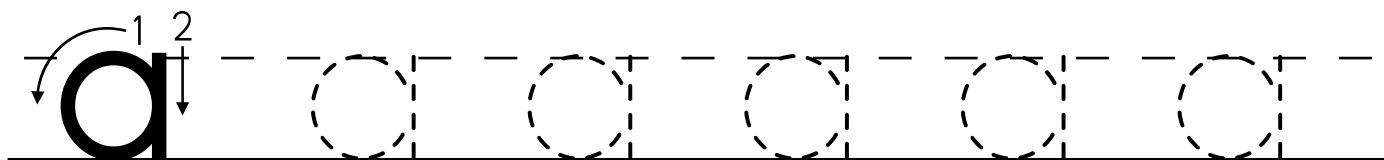
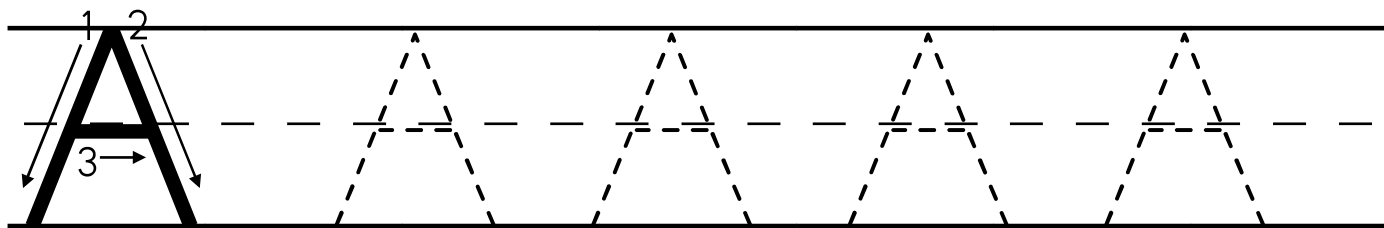
Color all the letter A's.



Color all the letter a's.



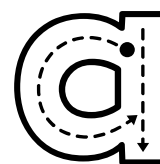
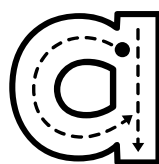
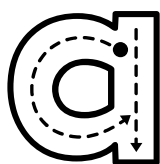
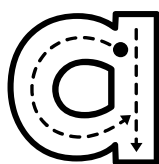
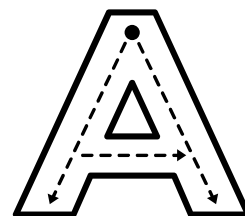
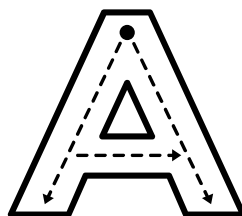
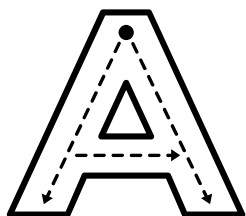
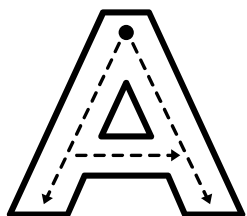

Trace the letter Aa.



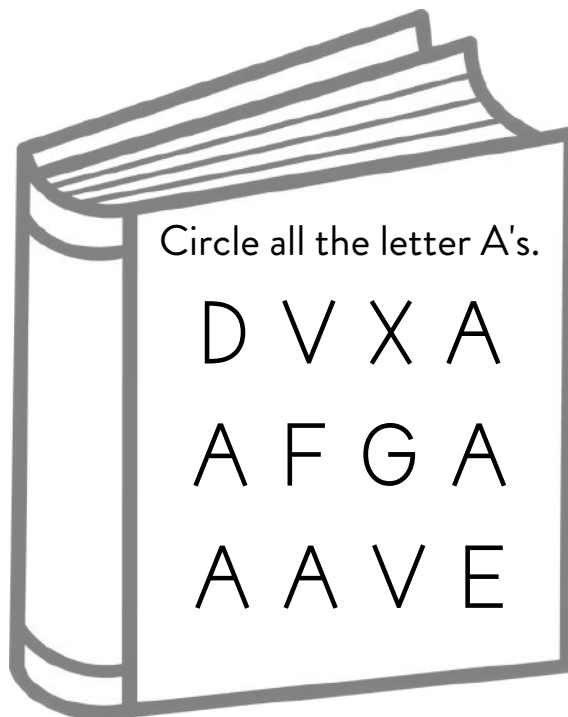
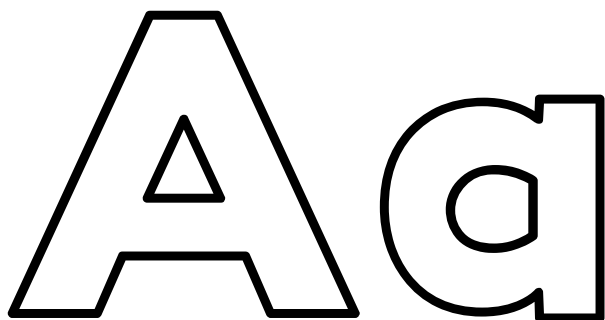
Name: _____

Letter Aa

Trace and color the images below.








Use playdough to make the uppercase and lowercase letters.



Name: _____


Letter Aa

Say each item. Circle the items that start with the letter Aa.





Name: _____

alligator

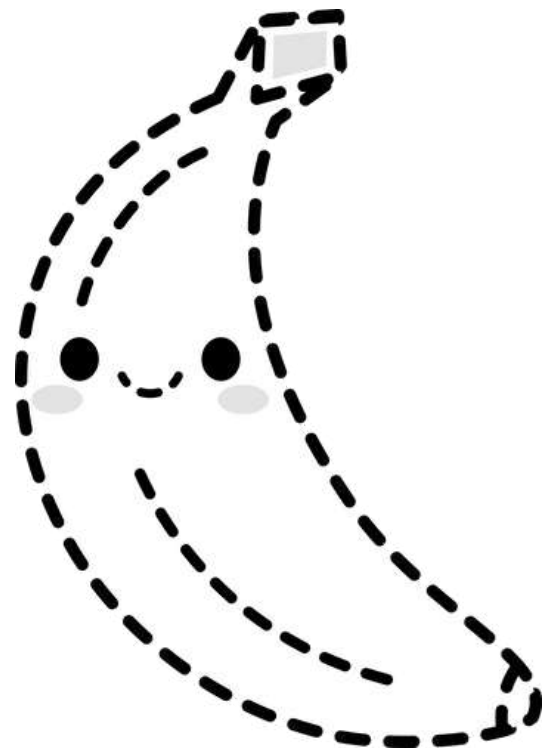


alligator

Name: _____



bee




banana


Name: _____

Letter Bb





Color the letter Bb.







Color the bear.



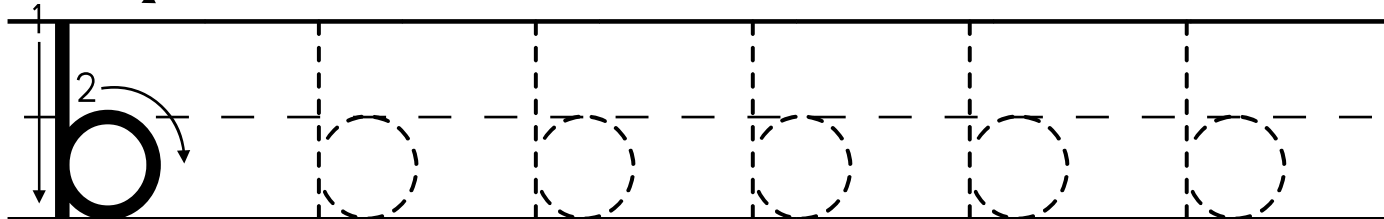
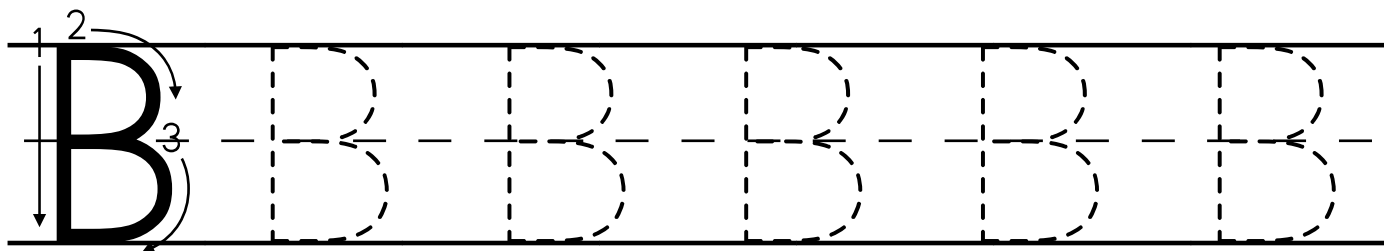
Color all the letter B's.



Color all the letter b's.



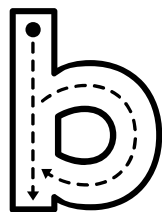
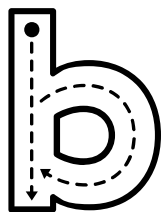
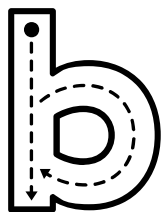
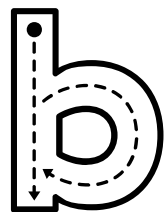
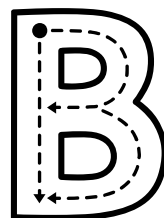
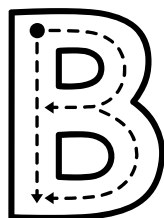
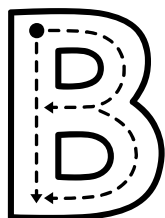
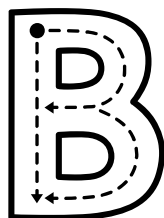
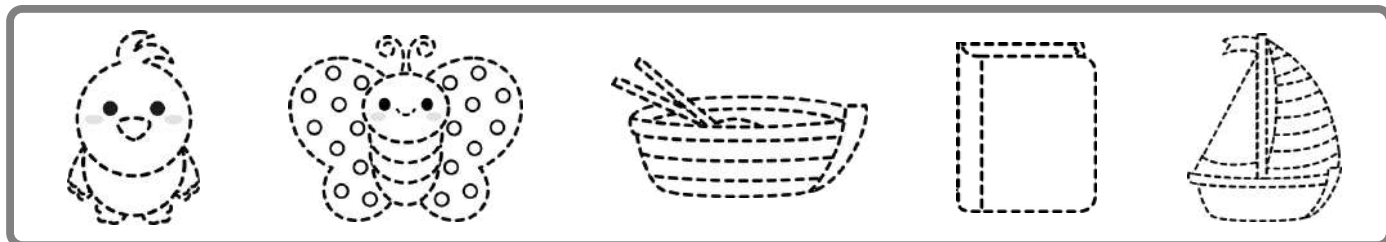
Trace the letter Bb.





Name: _____

Letter Bb

Trace and color the images below.





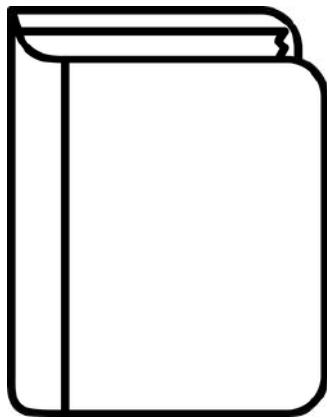

Use playdough to make the uppercase and lowercase letters.



Name: _____


Letter Bb

Say each item. Circle the items that start with the letter Bb.



Name: _____

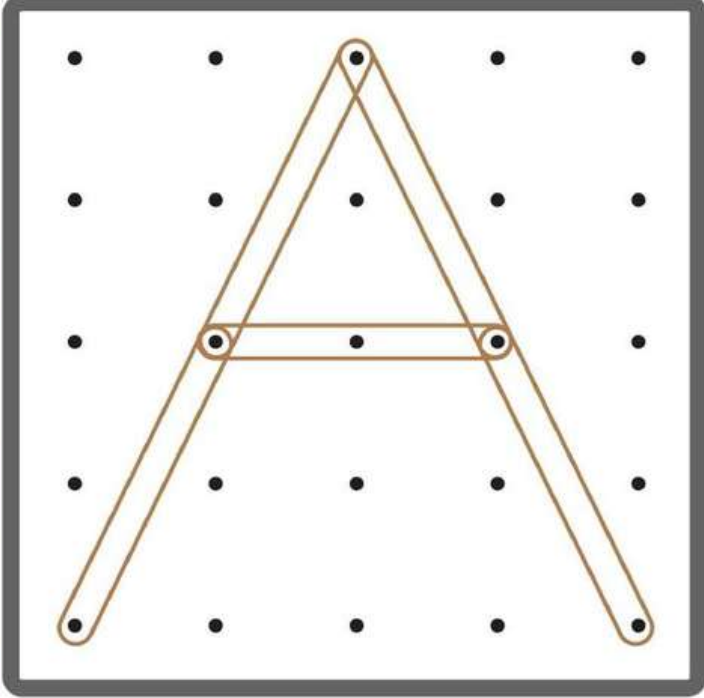
butterfly



butterfly

Name: _____

Trace the letter and the words. If you have a geoboard, make each letter also.

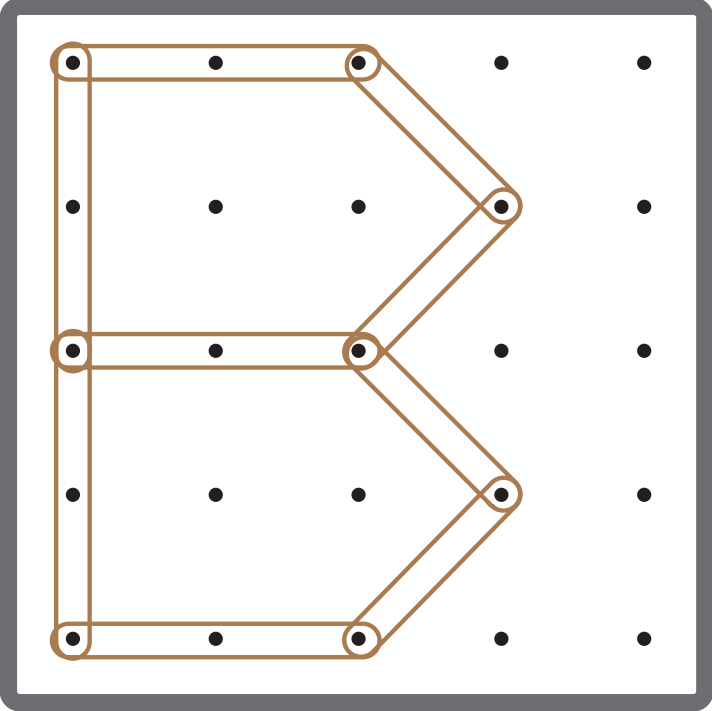


A 5x5 geoboard with a large letter 'A' formed by brown lines connecting the dots. The letter is composed of two diagonal lines meeting at the top dot and a horizontal line connecting the two dots in the second row from the top.

A

apple

apple



A 5x5 geoboard with a large letter 'B' formed by brown lines connecting the dots. The letter is composed of a vertical line on the left, a horizontal line at the top, and two diagonal lines on the right that meet at the top-right dot and the bottom-right dot.

B

banana


banana

Name: _____

September

Color in the letters and the number of days in the month.

September is the ninth month of the year. There are 30 days in September.



September

Circle the season you experience in this month.

Spring
Summer
Fall
Winter

Circle the month that comes before and underline the month that comes after.

August
September
October

Name: _____


Name Practice

Use the lines below to practice writing your name.



Cut Out Shapes

Cut out these shapes. If possible, use cardstock or laminate them, as they will be used throughout the curriculum.



Name: _____

Build the Number 0

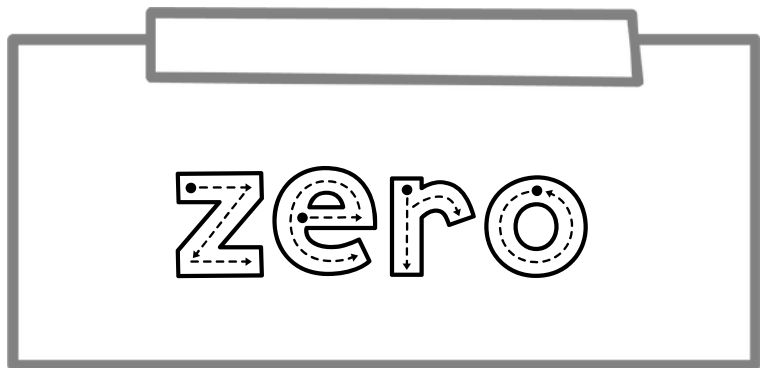
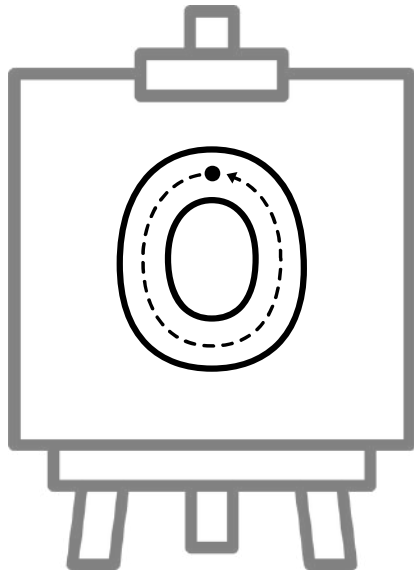
Using your own tangram blocks or the cut out shapes provided, build the number



Name: _____

Number 0


Trace and color.



Color 0 squares.



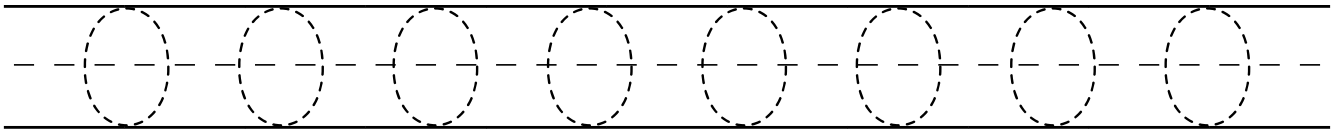
Color 0 apples.



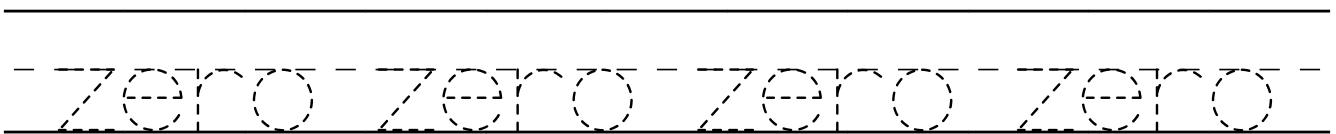
Circle all the number 0's.

0 1 0 9 8 2 0 5 7 6

Write the number 0.



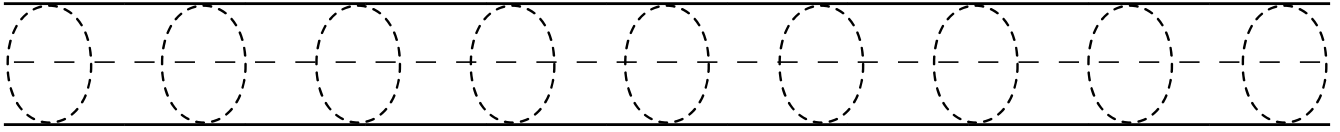
Write the number word.



Name: _____


Number 0

Trace the number and the number word.



zero zero zero zero

Use playdough to
make the number



Show the number on the
ten frame



Name: _____

Build the Number 1

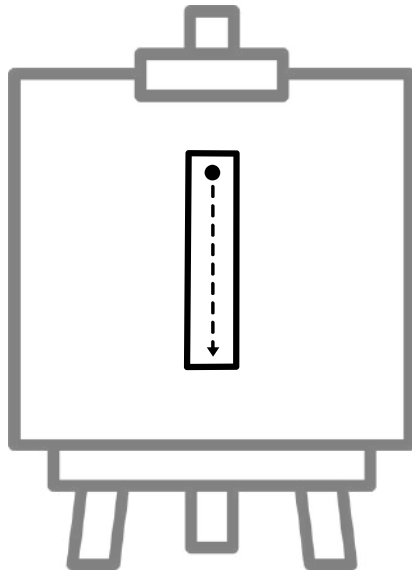
Using your own tangram blocks or the cut out shapes provided, build the number



Name: _____

Number 1


Trace and color.



Color 1 square.



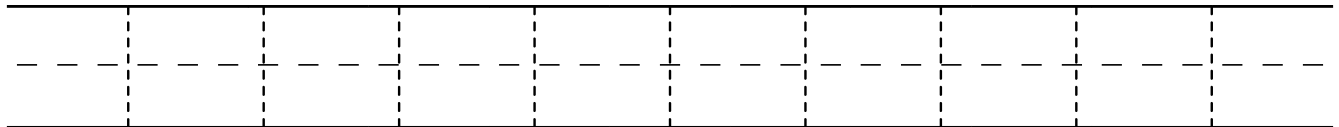
Color 1 apple.



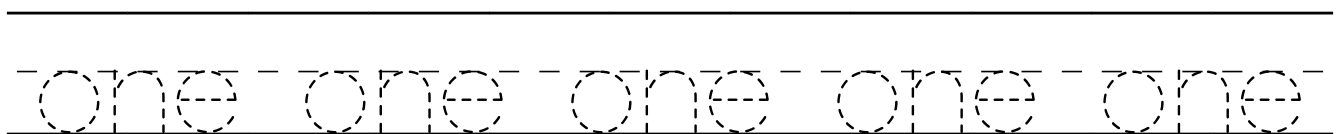
Circle all the number 1's.

6 1 8 9 1 2 1 5 4 1

Write the number 1.




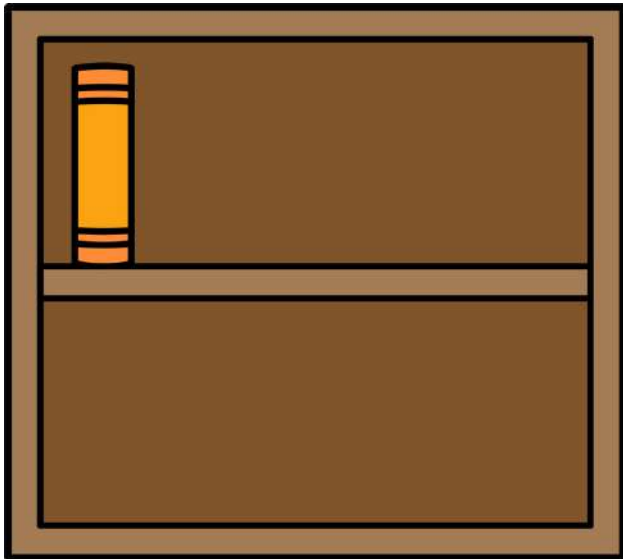
Write the number word.



Name: _____

Counting Books

Count the books. Use playdough to make the number and put it in the box below.



Count the books. Make a playdough ball then put it in the correct number of boxes below.

Name: _____

Number 1


Trace the number and the number word.

--	--	--	--	--	--	--	--	--	--

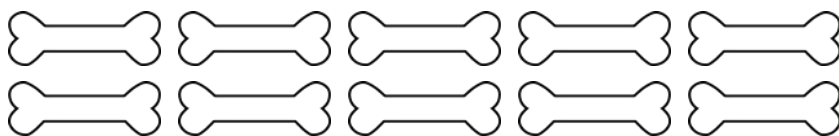
--	--	--	--	--	--	--	--	--	--

one one one one one

Count and color.



Count and color 1 bone.

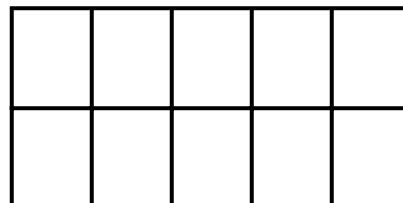


Use playdough to make the number



Use playdough to represent the number

Show the number on the ten frame



Name: _____

Build the Number 2



Using your own tangram blocks or the cut out shapes provided, build the number



Name: _____

Number 2


Trace and color.



Color 2 squares.



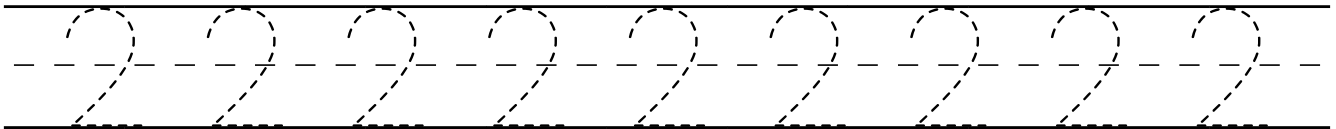
Color 2 apples.



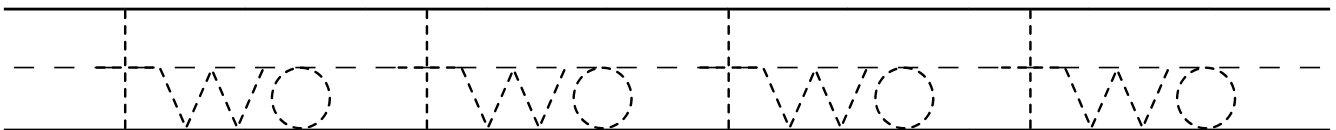
Circle all the number 2's.

2 8 7 2 6 2 2 6 2 9

Write the number 2.





Write the number word.



Name: _____

Counting Books

Count the books. Use playdough to make the number and put it in the box below.

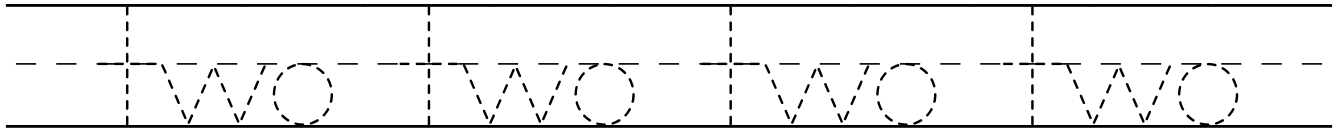
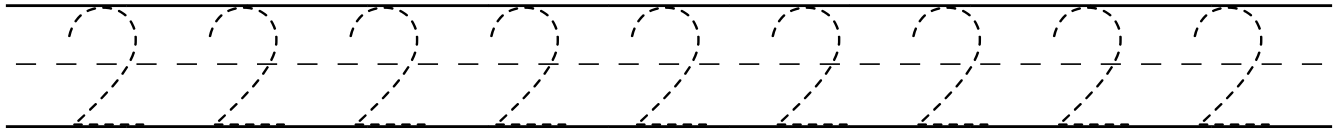


Count the books. Make playdough balls then put the correct number of balls into the boxes below.


Name: _____

Number 2

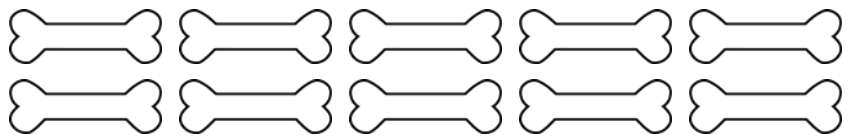
Trace the number and the number word.



Count and color.



Count and color 2 bones.

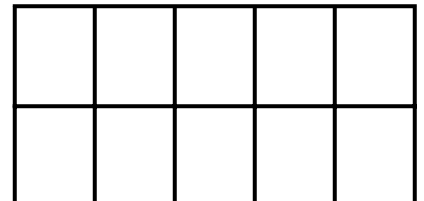


Use playdough to
make the number



Use playdough to
represent the number

Show the number on the
ten frame



Name: _____

Shape: Circle

Trace and color the shapes.

